

ERIC W Pratt ©
photography




Photo Session Expectations and Shooting Day Tips

Eric W Pratt Photography
Winchester, VA
www.ericwpratt.com

ERIC W Pratt ©
photography



Photo Session Expectations

Pricing for your photo session is determined by location, quantity and ages of persons involved as well as any special requests. Some locations require extra fees and / or reservations which are accounted for in your sitting fee. After the session, proofs are provided for print selections which are typically priced a la carte unless a print package is offered or requested.



Photo sessions are planned events and typically have rain dates if using outdoor locations. Typically, sessions are planned a few months in advance and time of day can range from early morning all the way through late afternoon. Middle of the day sessions are discouraged due to harsh sunlight and air temperatures BUT can be done if desired or needed.

We do operate an indoor studio for head shots and specialty sessions. Typically, a large back drop is used to allow for post editing image backgrounds depending on your needs.

Full shoot sessions typically last 2 to 3 hours depending on the location and time of day. Mini shoot sessions are also available and typically last up to 1 hour with no clothing changes. Be sure to have bottled water for everyone during the shoot as shoots can be tiring, especially in the middle of summer.

Eric W Pratt Photography
Winchester, VA
www.ericwpratt.com

ERIC W Pratt ©
photography



Shooting Day Tips

Ladies...do not neglect your nails. Chipped nail polish WILL show up in your photos so make sure you have great looking nails the day of your shoot.

Hired Hair and Make Up professionals are allowed during sessions and can be recommended if needed. Occasionally, sessions like casual seniors and glamour portraits want or require these professionals to keep things moving during pose changes depending on your needs.

Seniors!!! Be sure to have your clothing changes ready along with any accessories like scarves or light sweaters. We will determine secure changing areas once locations are selected and reserved if necessary.

Use color in your outfits! Colors like Red, Blue, and Yellow will stand out in your photos. Depending on your skin tones, Purple, Green and Orange may look pleasing as well. Avoid Blacks and Grays as these colors tend to wash out skin tones. Also avoid stripes and small patterns for family shoots since they tend to make the image too busy when combined with other family members.

Clothing that is comfortable is a must. Typically a full session photo session allows for a clothing change or multiple changes depending on the location. If you feel great wearing the outfits in the mirror, then your confidence will show through on the images captured. Ladies, accents like hats, scarves and light sweaters are great for the fall season.

Shoes matter...during your photo session, there will be full body images so be aware of your shoes and plan accordingly. Ladies, heels look great but remember to bring comfortable shoes to walk in between poses.

Families...don't match BUT do coordinate colors. Everyone in blue jeans and white shirts sounds cool, but doesn't express personalities of everyone in the image. T shirts with Logo's tend to date images...go for solid color T shirts instead.

Retouching is available so don't worry if that last minute blemish shows up around your shoot date.

Most importantly...be on time. Fifteen minutes can change everything depending on the time of day so plan accordingly.

Eric W Pratt Photography
Winchester, VA
www.ericwpratt.com